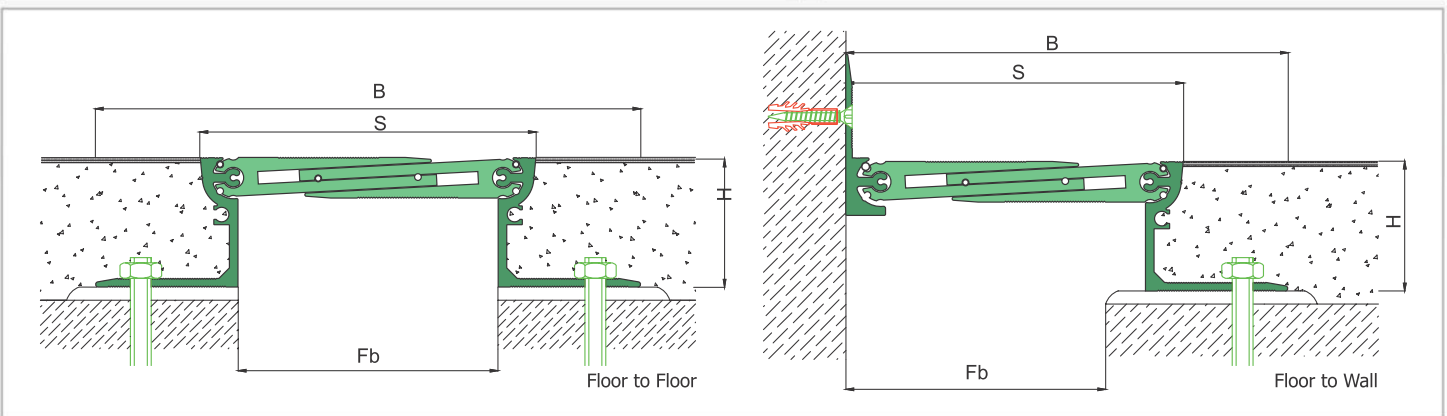









AS A224 flush mounted floor profile is applicable to all types of floors and load bearing capacity is designed for heavy vehicles. Pure metal structure characterizes AS A224 as a hardwearing & maintenance free profile and makes it ideal also for the places with heavy pedestrian traffic. Round-headed articulated design and freely moving center pieces enables the profile to meet displacements in 3 directions. Striated surface finish ensures antislip while EPDM cords placed between the profiles eliminate metal stroking noise and minimize liquied leakage risk. Quite wide designed punched base frame lets the profile to be installed in an easy, quick and secured way. Profiles are delivered factory-assembled.

- Application Areas** : Indoor & Outdoor / Floor
- Ideal for** : Factories, Warehouses, Car Parks, Airports, Shopping Malls, Commercial & Public Buildings etc.
- Material** : Mill Finish Aluminum (Anodizing optional), EPDM Cord
- Aluminum Alloy** : 6063 AA-USA / EN AW 6063
- Optional Supplies** : Fire Barrier, Waterproof EPDM membrane

**FLOOR**

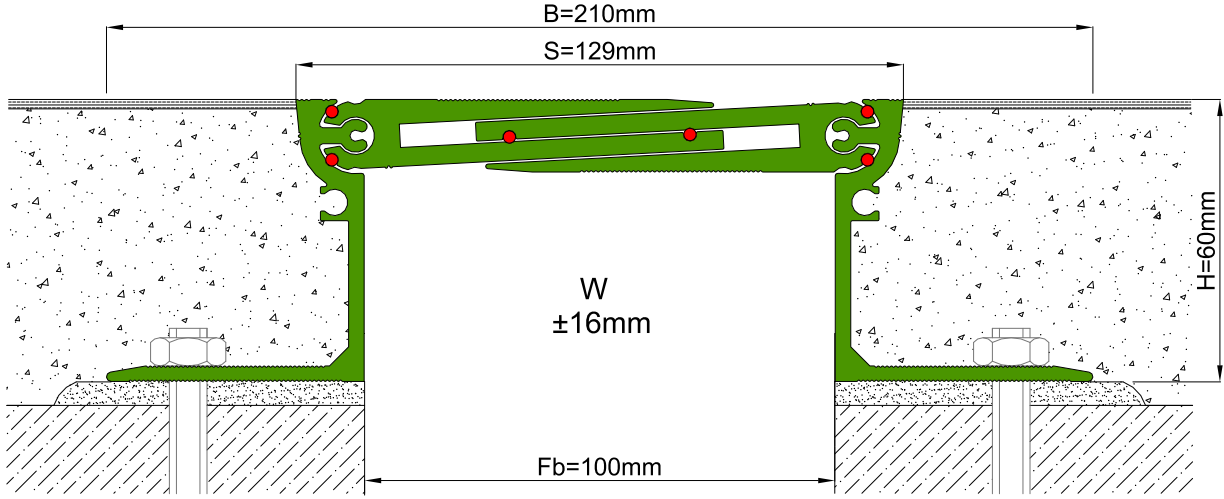
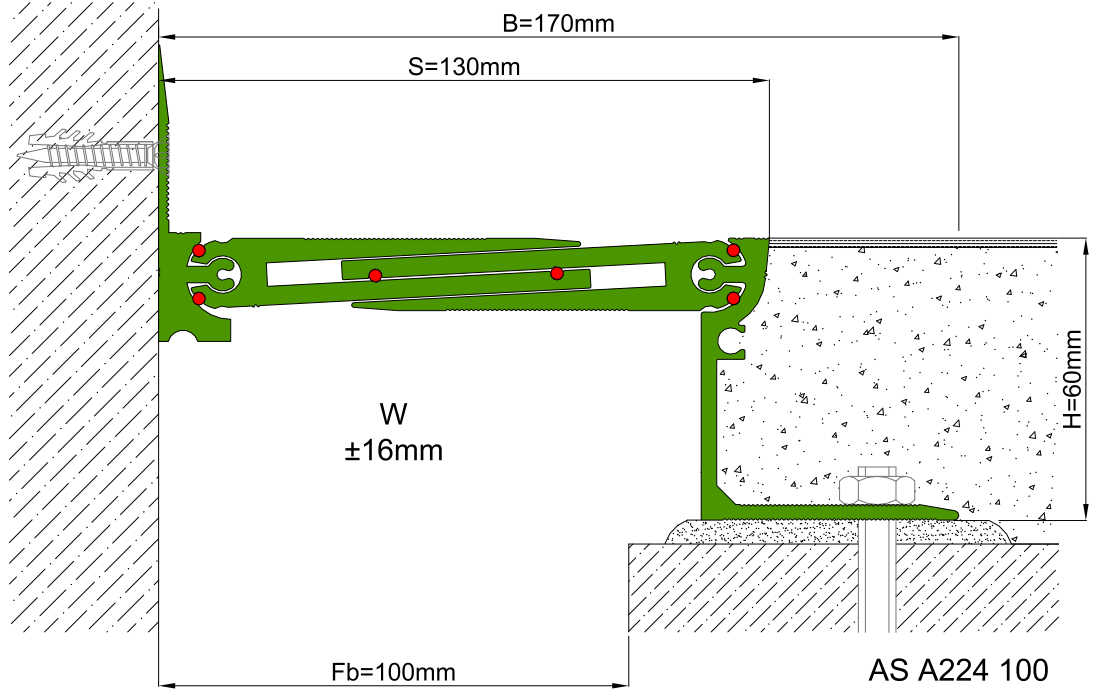



\* Visuals are representative and the profile configuration may differ depending on the characteristics requested.

LOCATION	MODEL	GAP (Fb) mm	HEIGHT (H) MM	OVERALL WIDTH (B) mm	VISIBLE WIDTH (S) mm	MOVEMENT (W) mm	LOAD CAPACITY	STANDARD LENGTH (mt)
Floor to Floor	AS A224-100	100	50 / 60	210	130	± 16	25 kN  50 kN 	3
	AS A224-120	120	35 / 50 / 70	230	150	± 20	25 kN  50 kN 	3
	AS A224-150	150	50	280	180	± 22	25 kN  50 kN 	3

Note: Please ask for different sizes




 AS A224 100  
 H60D

 AS A224 100  
 H60KD

Profil No Profile Number	AS A224 100	AS A224 100K
Fb (mm)	100	100
H (mm) yaklaşık approx.	60	60
W± (mm) yaklaşık approx.	±16	±16
Renk Color	Alüminyum: Natürel, Fitiller: Siyah Aluminium: Natural, Inserts: Black	
Malzeme Material	Alüminyum, EPDM Kauçuk Aluminium, EPDM Rubber	
Standart Uzunluk Standard Length	3	
Yükleme Kapasitesi Load-Bearing Capacity	25kN 	50kN 